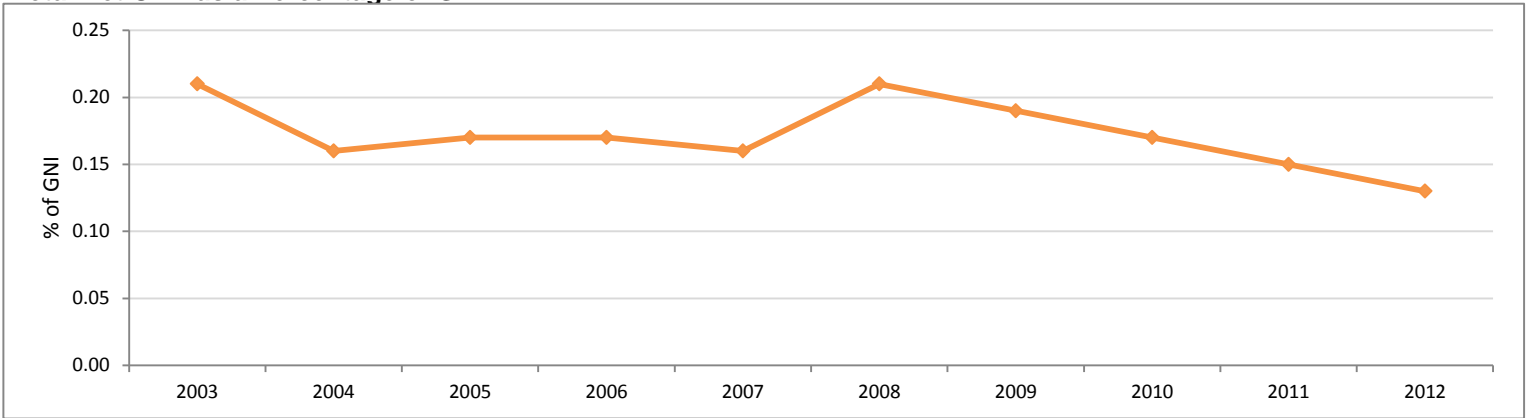


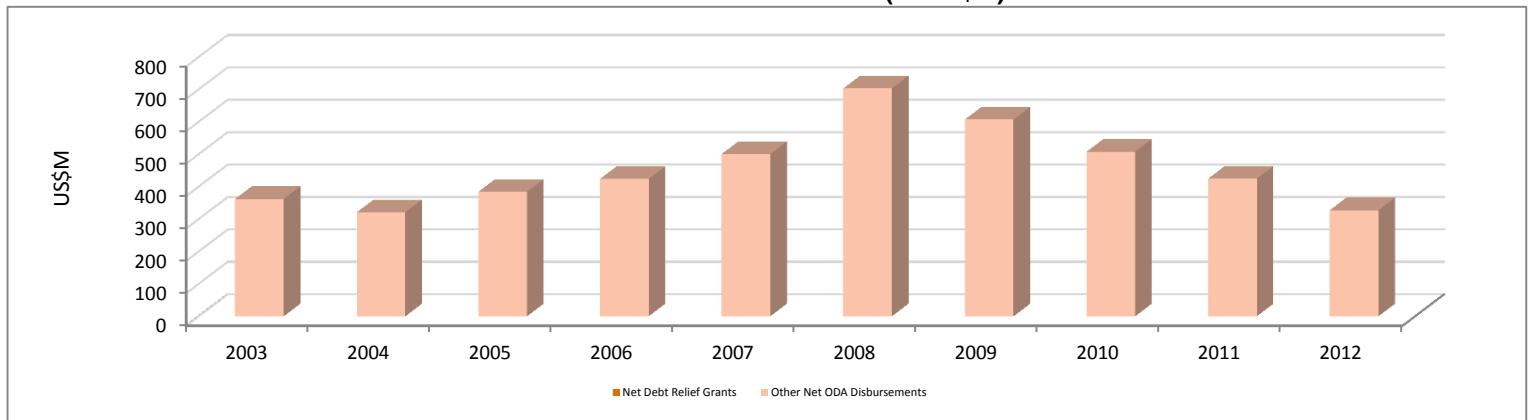
Greece - OECD/DAC Data

Source: OECD/DAC Database by Calendar Year (as of 03/26/2014) unless noted. Data not yet available for 2012 are shown as 0.

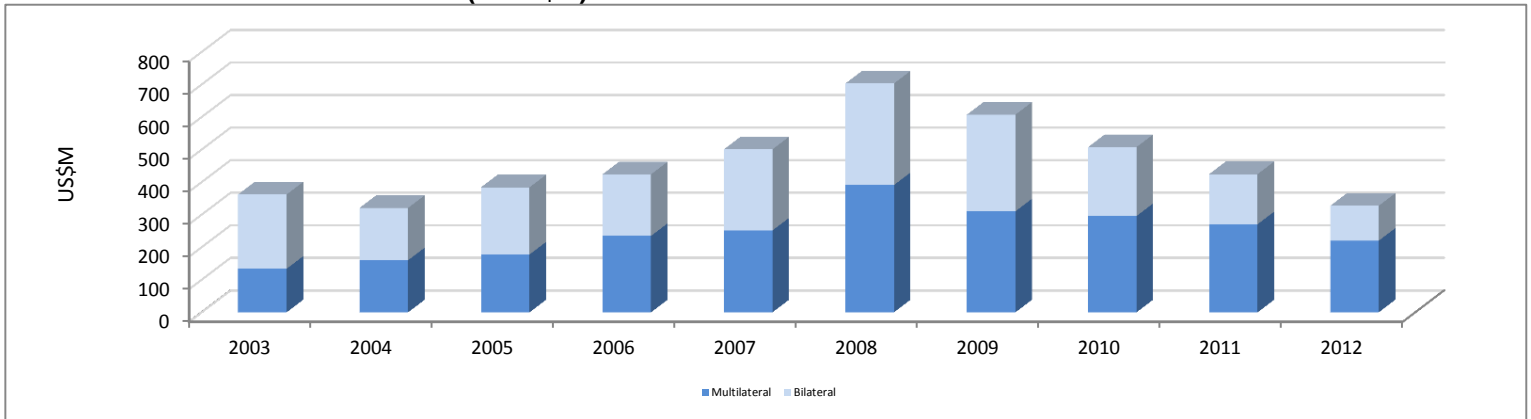
Total Net ODA as a Percentage of GNI



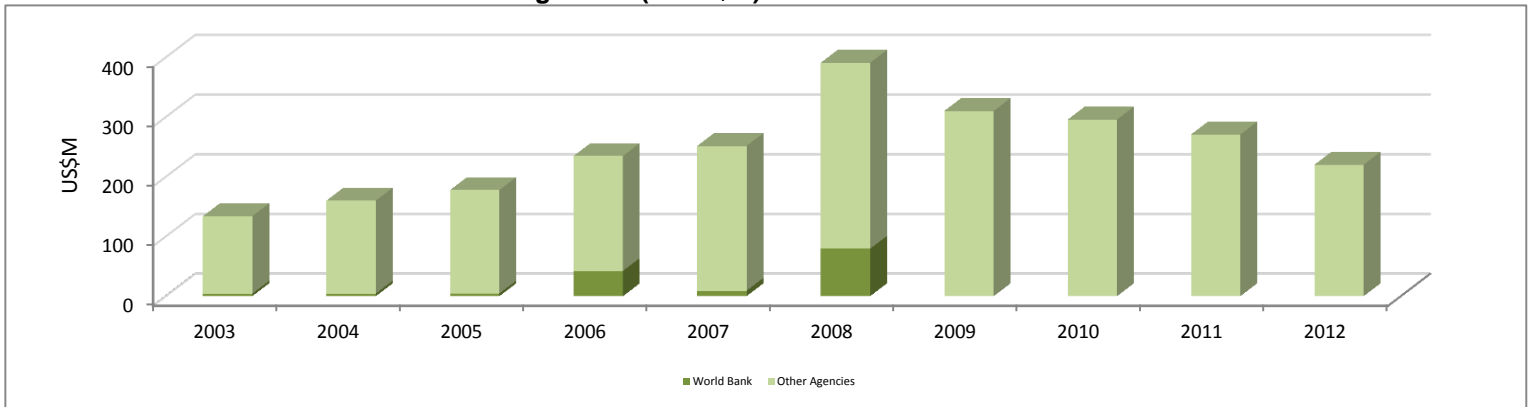
Total ODA: Net Debt Relief Grants and Other Net ODA Disbursements (in US\$M)



Total ODA: Multilateral and Bilateral (in US\$M)



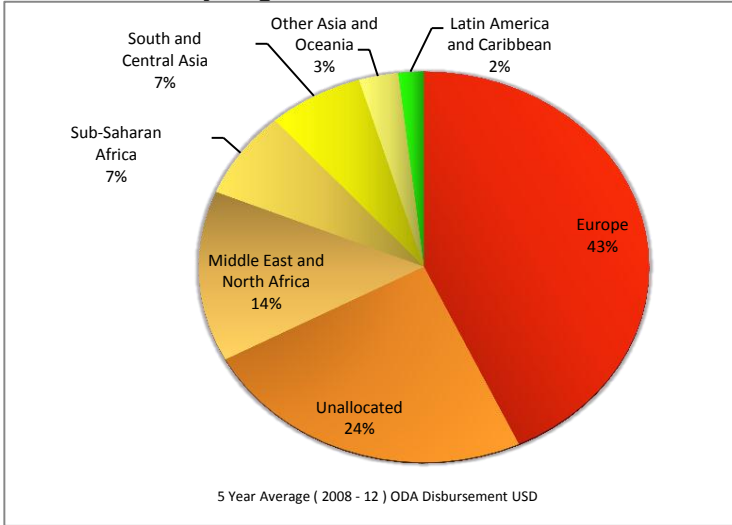
Multilateral ODA: World Bank and Other Agencies (in US\$M)



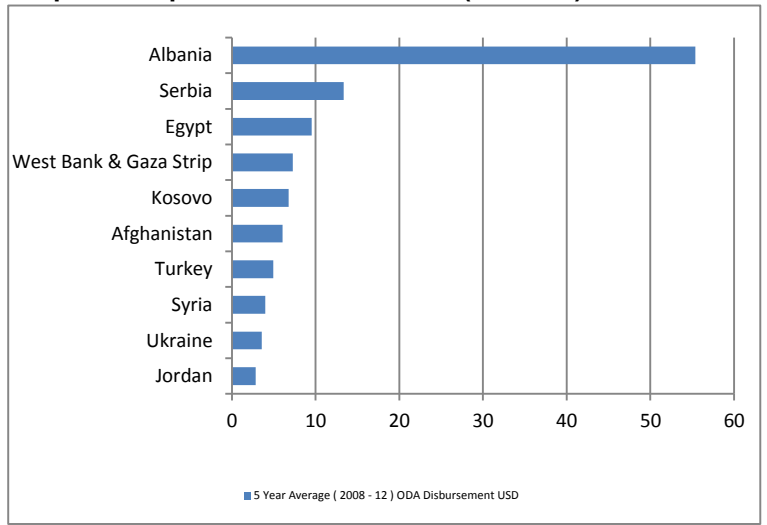
Greece - OECD/DAC Data

Source: OECD/DAC Database by Calendar Year (as of 03/26/2014) unless noted. Data not yet available for 2012 are shown as 0.

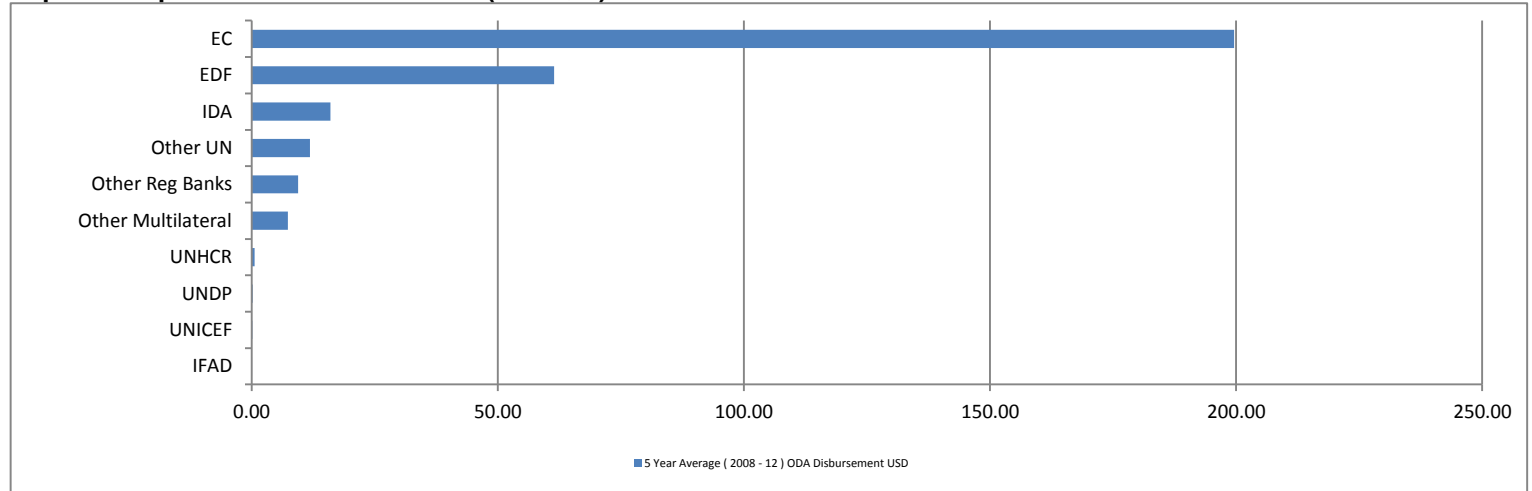
Bilateral ODA by Region in %



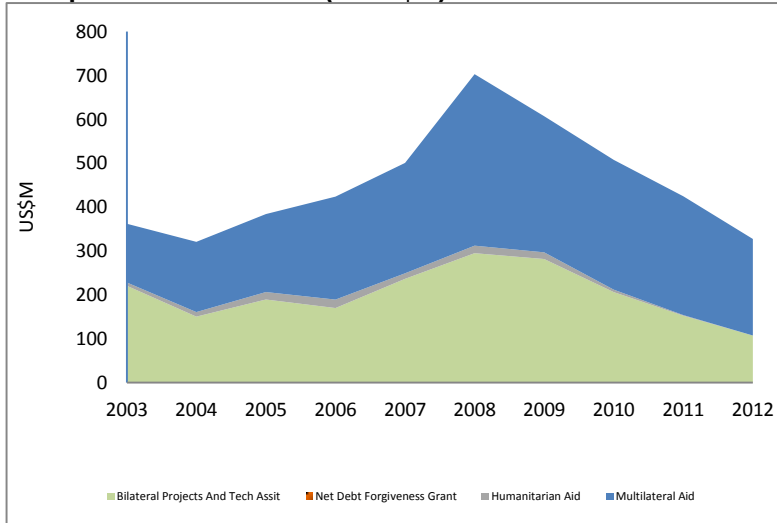
Top 10 Recipients of Bilateral ODA (in US\$M)



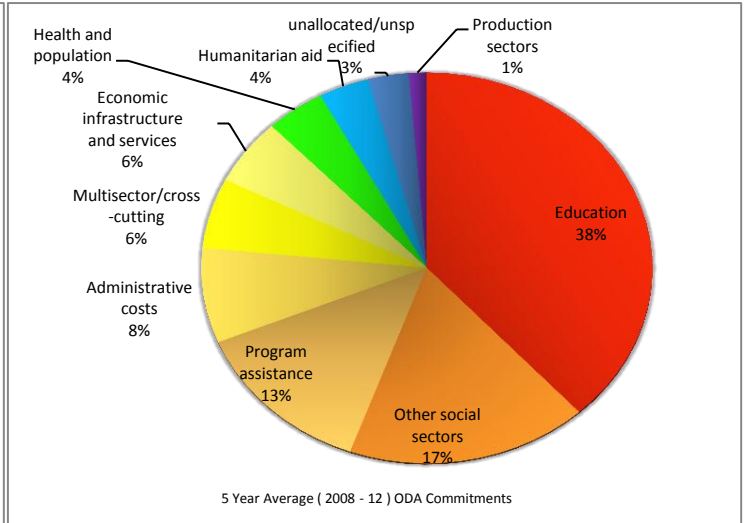
Top 10 Recipients of Multilateral ODA (in US\$M)



Components of Net ODA (in US\$M)



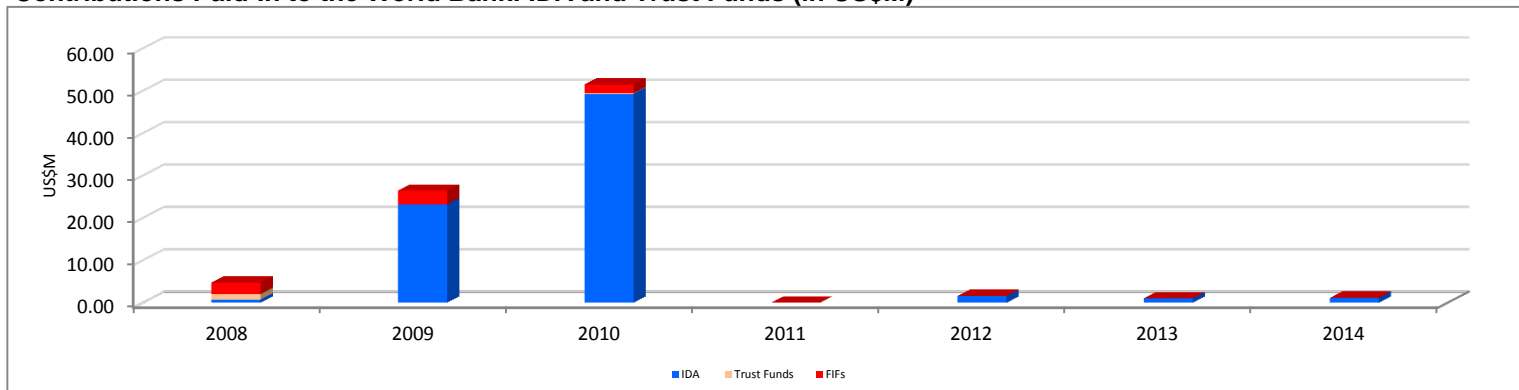
Sector Allocable Aid in %



Greece - World Bank Data

Source: World Bank Contributions Paid-In (Cash + Notes) by Fiscal Year - data as of 05/07/2014 unless noted

Contributions Paid-In to the World Bank: IDA and Trust Funds (in US\$M)



IBRD Participation

Shares

Subscribed Shares	1,684
Unsubscribed Shares	5,699
% of unsubscribed voting power	0.09
Ranking	83

Voting Power

Number of Votes	2,284
% of Total Voting Power	0.11

Paid-in (in US\$M)

Subscribed Amount	203.10
Amount Paid in	14.10
Amt Subject to Call	189.10

Source: World Bank Annual Report (as of 06/30/2013)

Contributions to IDA Replenishments (in Hist US\$M)

Replenishment	Basic Amt	Basic Share %	Suppl
ID06	6.00	0.05	0.00
FY84	1.04	0.05	0.00
ID07	4.50	0.05	0.00
ID08	5.75	0.05	0.00
ID09	7.56	0.05	0.00
ID10	9.40	0.05	0.38
INTF	2.28	0.05	0.00
ID11	3.84	0.05	0.00
ID12	13.37	0.12	0.93
ID13	14.67	0.12	0.77
ID14	21.96	0.12	3.03
ID15	65.19	0.24	5.63
MDRI	46.24	0.13	0.00
Total Contribution	201.80		10.74

Amounts for HIPC costs and arrears clearance, if any, are shown as supplemental.

Suppl amts also include credit accelerations. MDRI amt represents latest cost update.

IDA Participation

Voting Power

Number of Votes	53,361
% of Total Voting Power	0.23

% of Total Donor Contributions

ID15 Share	0.24
0.00	0.00
MDRI Share	0.13

Source (Votes) : WB Corporate Secretariat (as of 04/28/2014)

Contributions to GEF Repl (in Hist US\$M)

Replenishment	Contribution	Basic Share %
GF01	5.00	0.05
GF02	5.50	0.05
GF03	5.71	0.05
GF04	7.69	0.05
GF05	6.67	0.05
-	0.00	0.00
Total Contribution	30.57	

HIPC (in US\$M)

Total Contribution	5.36
Contribution Received	5.36
Outstanding Contribution	0.00

GFATM (in US\$M)

Total Contribution	2.15
Contribution Received	2.15
Outstanding Contribution	0.00

CTF (in US\$M)

Total Contribution	2.98
Contribution Received	2.98
Outstanding Contribution	0.00

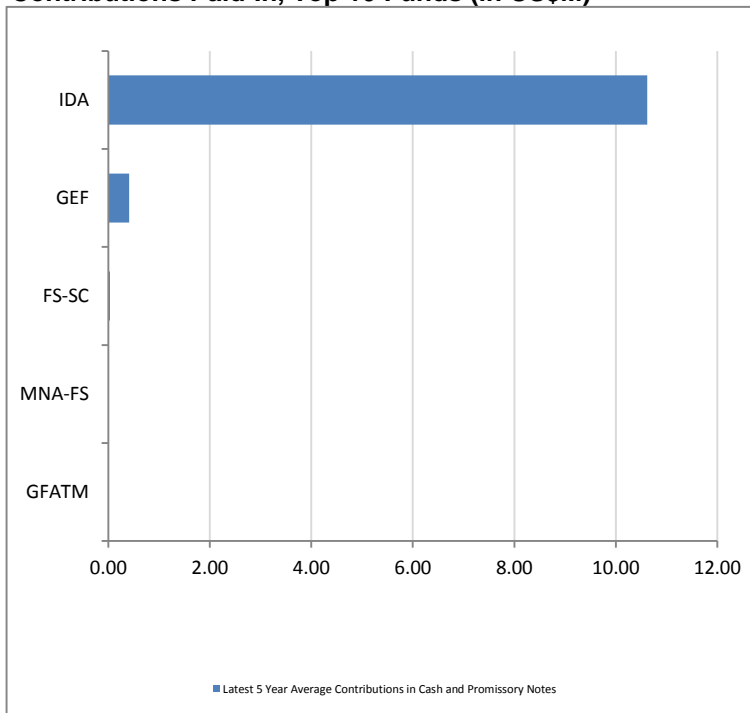
CTFBK (in US\$M)

Total Contribution	2.28
Contribution Received	2.28
Outstanding Contribution	0.00

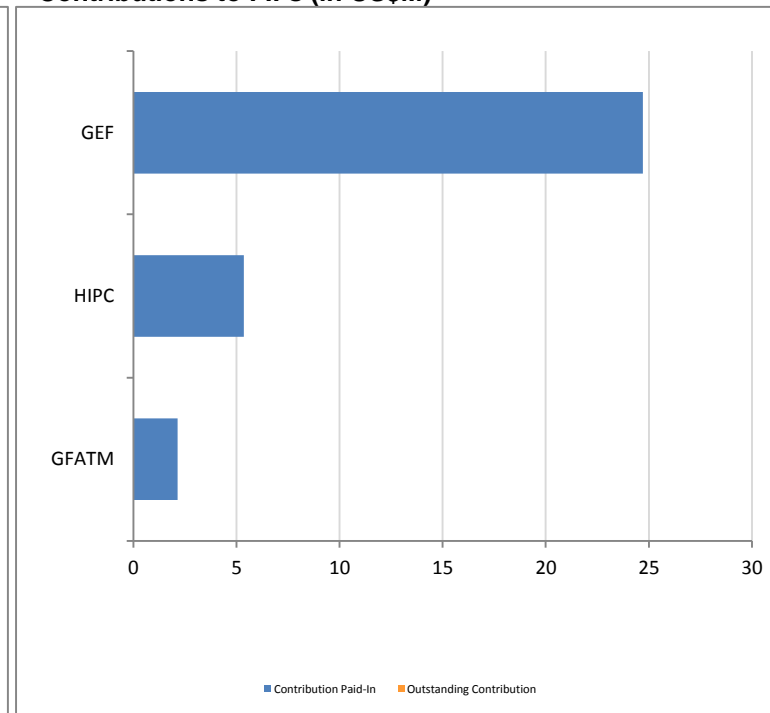
Greece - World Bank Data

Source: World Bank Contributions Paid-In (Cash + Notes) by Fiscal Year - data as of 05/07/2014 unless noted

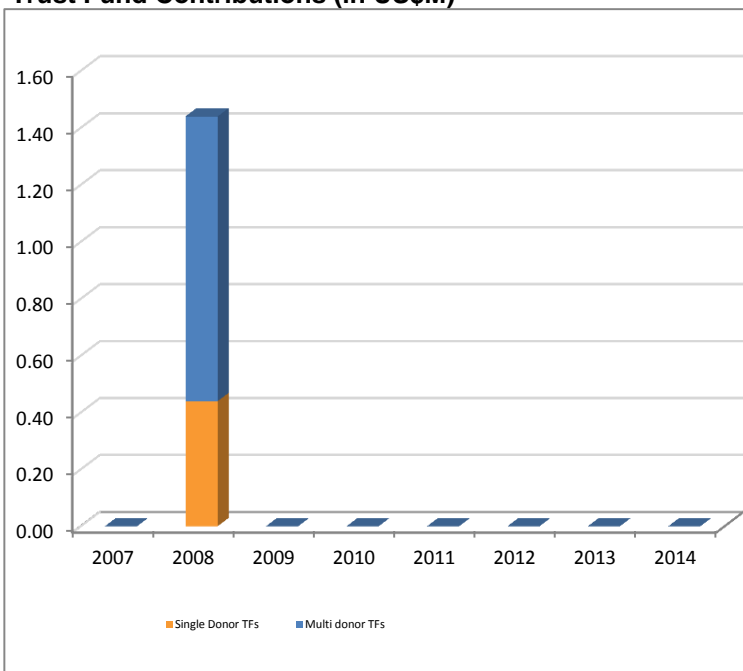
Contributions Paid-In, Top 10 Funds (in US\$M)



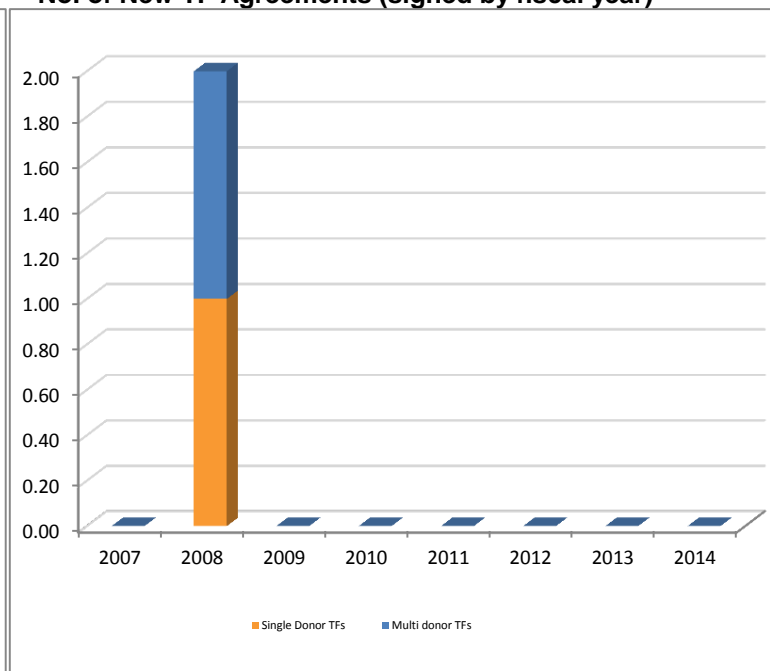
Contributions to FIFs (in US\$M)



Trust Fund Contributions (in US\$M)



No. of New TF Agreements (signed by fiscal year)



Contributions Paid-In to World Bank Funds by Fiscal Year in US\$M (Source: World Bank)

World Bank Funds	FY09	FY10	FY11	FY12	FY13	FY14
IDA	23.21	49.31	0.00	1.61	1.05	1.14
GEF	1.88	2.07	0.00	0.00	0.00	0.00
GFATM	1.36	0.00	0.00	0.00	0.00	0.00
FS-SC	0.00	0.14	0.00	0.00	0.00	0.00
MNA-FS	0.00	0.00	0.00	0.00	0.00	0.00
Total	26.45	51.52	0.00	1.61	1.05	1.14