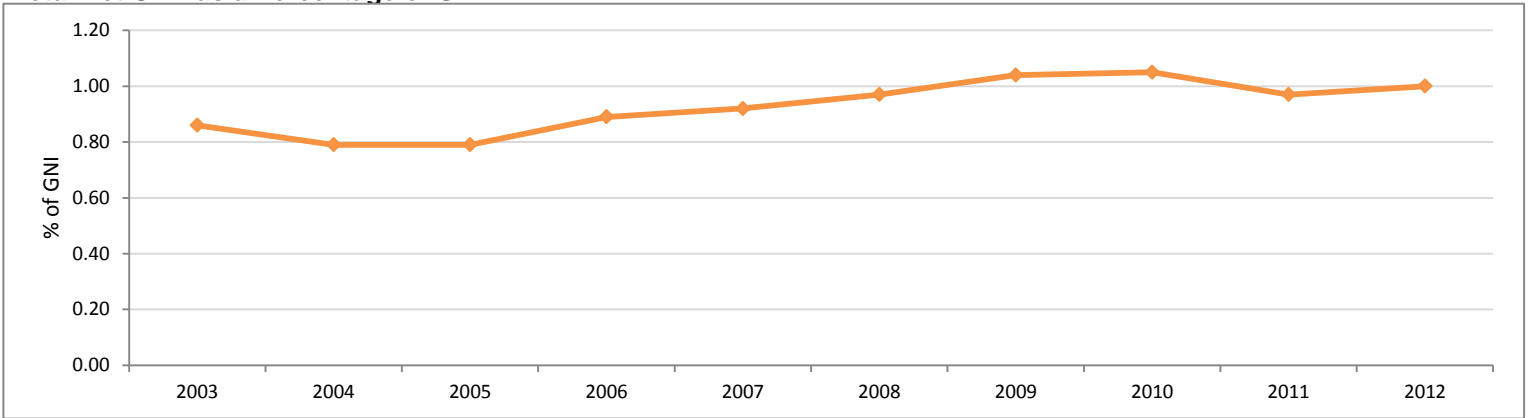


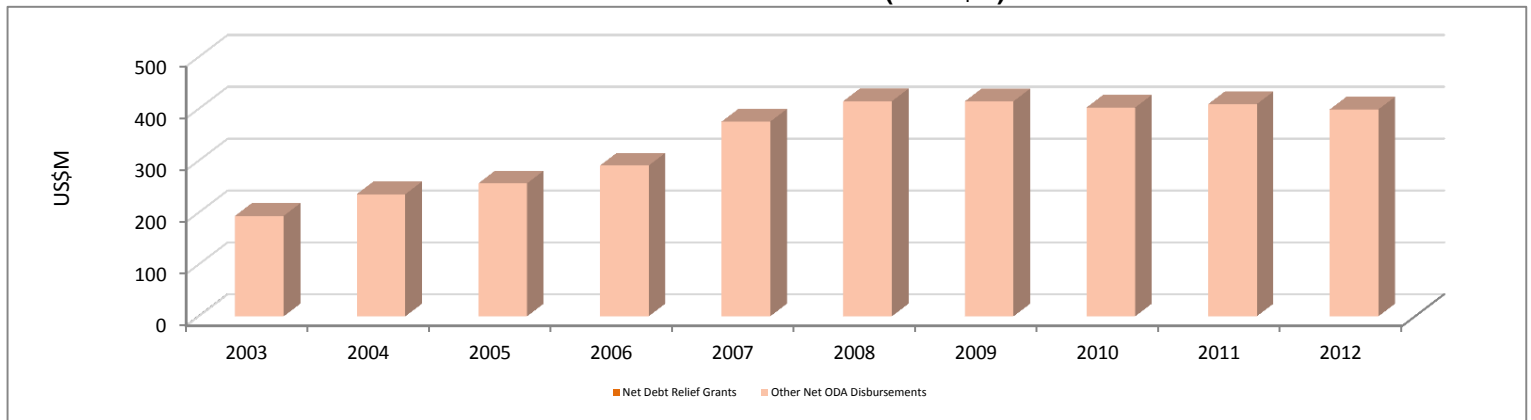
Luxembourg - OECD/DAC Data

Source: OECD/DAC Database by Calendar Year (as of 03/26/2014) unless noted. Data not yet available for 2012 are shown as 0.

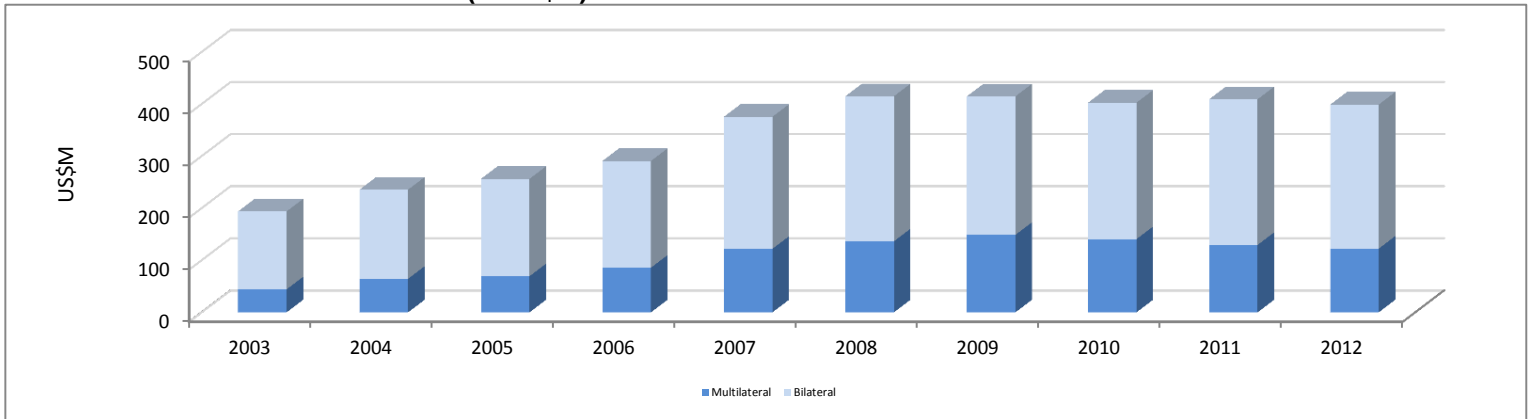
Total Net ODA as a Percentage of GNI



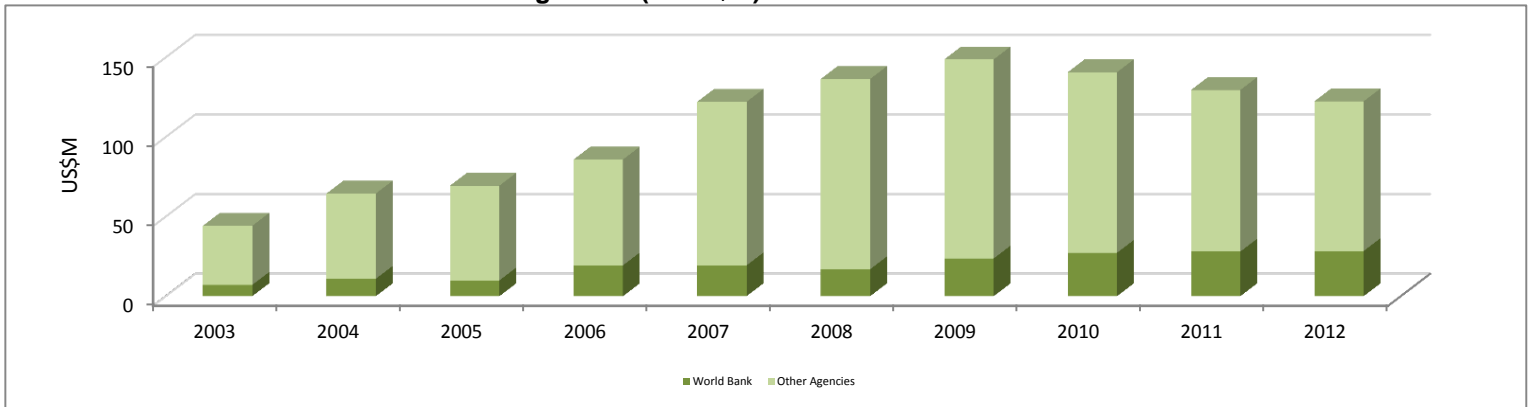
Total ODA: Net Debt Relief Grants and Other Net ODA Disbursements (in US\$M)



Total ODA: Multilateral and Bilateral (in US\$M)



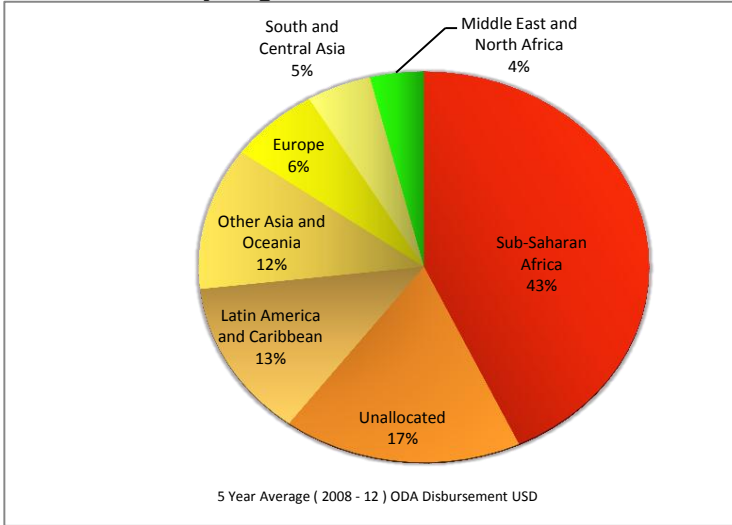
Multilateral ODA: World Bank and Other Agencies (in US\$M)



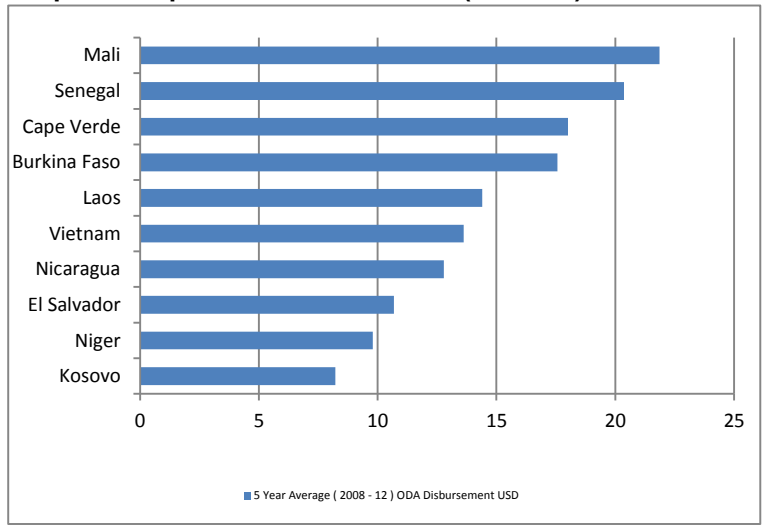
Luxembourg - OECD/DAC Data

Source: OECD/DAC Database by Calendar Year (as of 03/26/2014) unless noted. Data not yet available for 2012 are shown as 0.

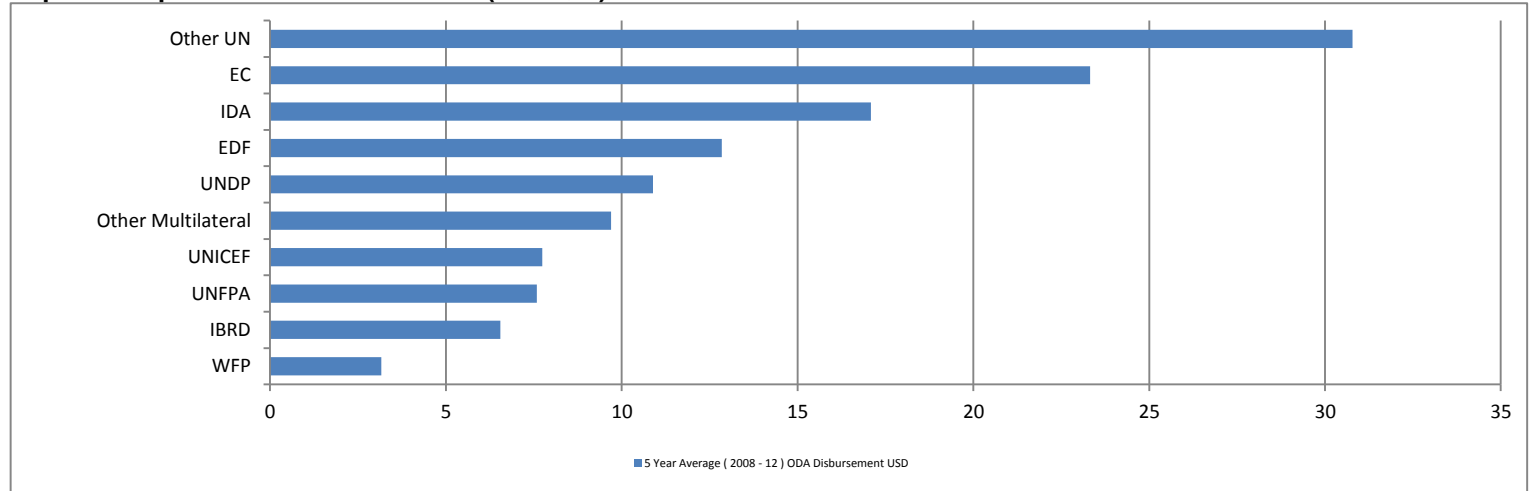
Bilateral ODA by Region in %



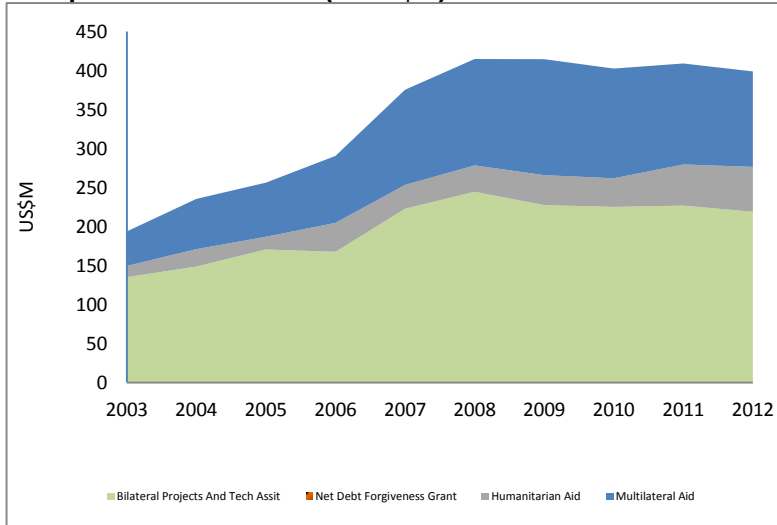
Top 10 Recipients of Bilateral ODA (in US\$M)



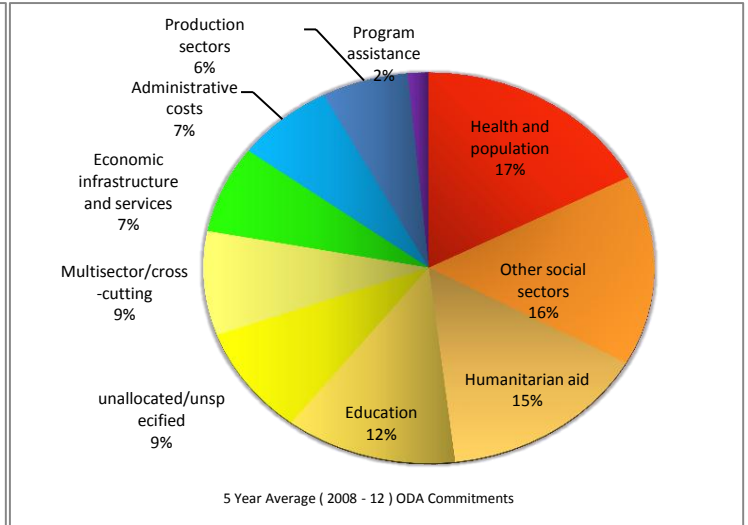
Top 10 Recipients of Multilateral ODA (in US\$M)



Components of Net ODA (in US\$M)



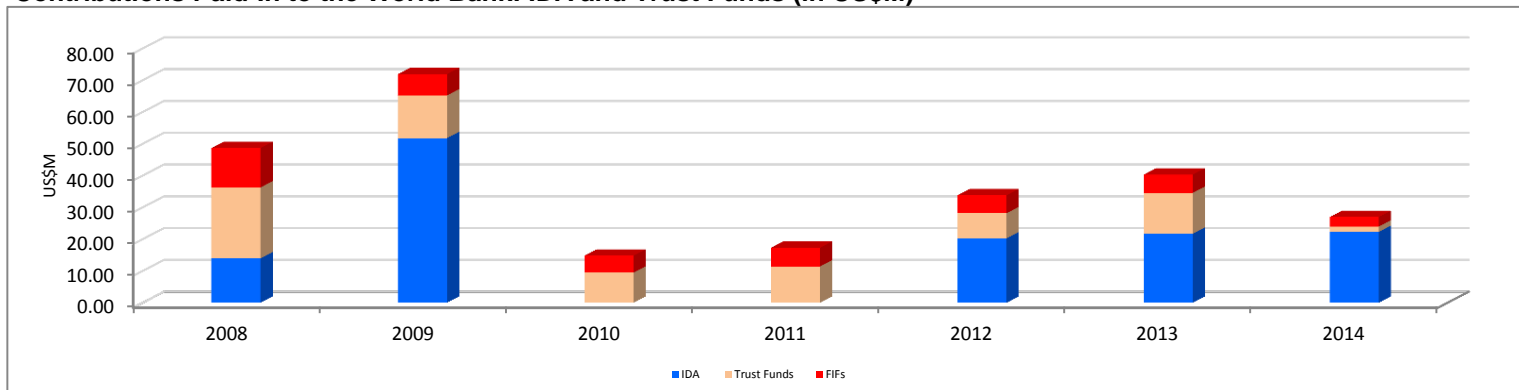
Sector Allocable Aid in %



Luxembourg - World Bank Data

Source: World Bank Contributions Paid-In (Cash + Notes) by Fiscal Year - data as of 05/07/2014 unless noted

Contributions Paid-In to the World Bank: IDA and Trust Funds (in US\$M)



IBRD Participation

Shares

Subscribed Shares	1,652
Unsubscribed Shares	637
% of unsubscribed voting power	0.09
Ranking	84

Voting Power

Number of Votes	2,252
% of Total Voting Power	0.11

Paid-in (in US\$M)

Subscribed Amount	199.30
Amount Paid in	9.80
Amt Subject to Call	189.50

Source: World Bank Annual Report (as of 06/30/2013)

Contributions to IDA Replenishments (in Hist US\$M)

Replenishment	Basic Amt	Basic Share %	Suppl
ID00	0.45	0.05	0.00
ID01	0.45	0.05	0.00
ID02	0.72	0.05	0.00
ID03	1.45	0.05	0.00
ID04	2.25	0.05	0.00
ID05	3.60	0.05	0.00
ID06	6.50	0.05	0.00
FY84	1.29	0.06	0.00
ID07	4.50	0.05	0.00
ID08	5.75	0.05	0.00
ID09	7.36	0.05	0.00
ID10	8.99	0.05	1.07
INTF	4.56	0.10	0.00
ID11	7.67	0.10	1.44
ID12	11.55	0.10	0.81
ID13	12.68	0.10	0.66
ID14	32.41	0.18	2.56
ID15	50.29	0.19	6.94
ID16	57.34	0.19	6.25
MDRI	38.90	0.11	0.00
Total Contribution	258.71		19.73

Amounts for HIPC costs and arrears clearance, if any, are shown as supplemental.

Suppl amts also include credit accelerations. MDRI amt represents latest cost update.

IDA Participation

Voting Power

Number of Votes	63,363
% of Total Voting Power	0.27

% of Total Donor Contributions

ID15 Share	0.19
ID16 Share	0.19
MDRI Share	0.11

Source (Votes) : WB Corporate Secretariat (as of 04/28/2014)

Contributions to GEF Repl (in Hist US\$M)

Replenishment	Contribution	Basic Share %
GF01	5.60	0.05
GF02	5.50	0.05
GF03	5.07	0.05
GF04	5.87	0.05
GF05	6.13	0.05
-	0.00	0.00
Total Contribution	28.17	

HIPC (in US\$M)

Total Contribution	0.58
Contribution Received	0.58
Outstanding Contribution	0.00

GFATM (in US\$M)

Total Contribution	33.95
Contribution Received	33.95
Outstanding Contribution	0.00

IFC (in US\$M)

Total Contribution	38.44
Contribution Received	33.56
Outstanding Contribution	4.88

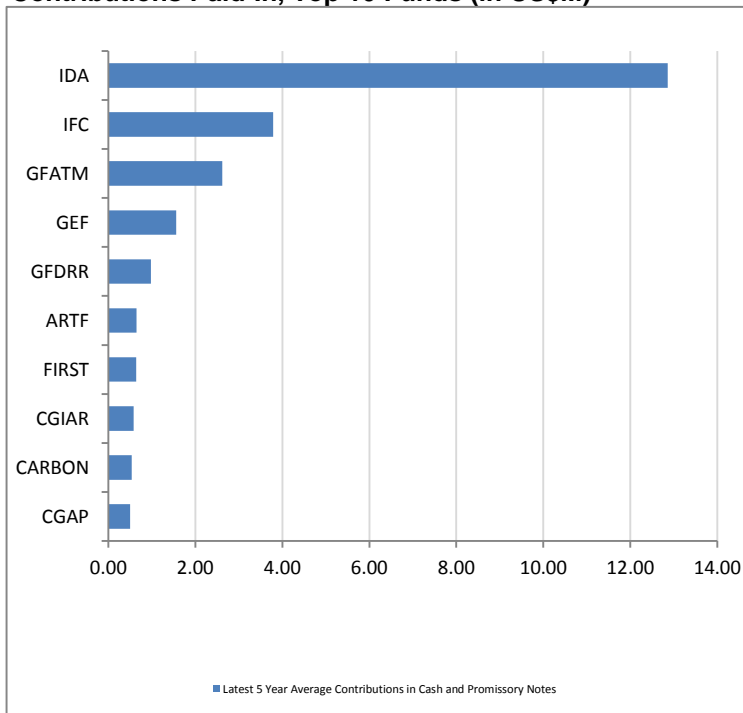
CARBON (in US\$M)

Total Contribution	23.76
Contribution Received	23.76
Outstanding Contribution	0.00

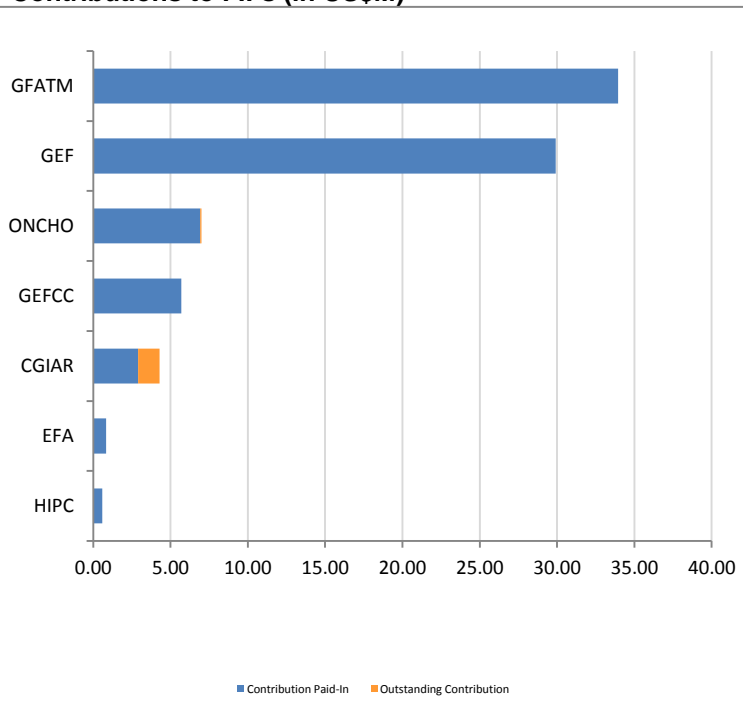
Luxembourg - World Bank Data

Source: World Bank Contributions Paid-In (Cash + Notes) by Fiscal Year - data as of 05/07/2014 unless noted

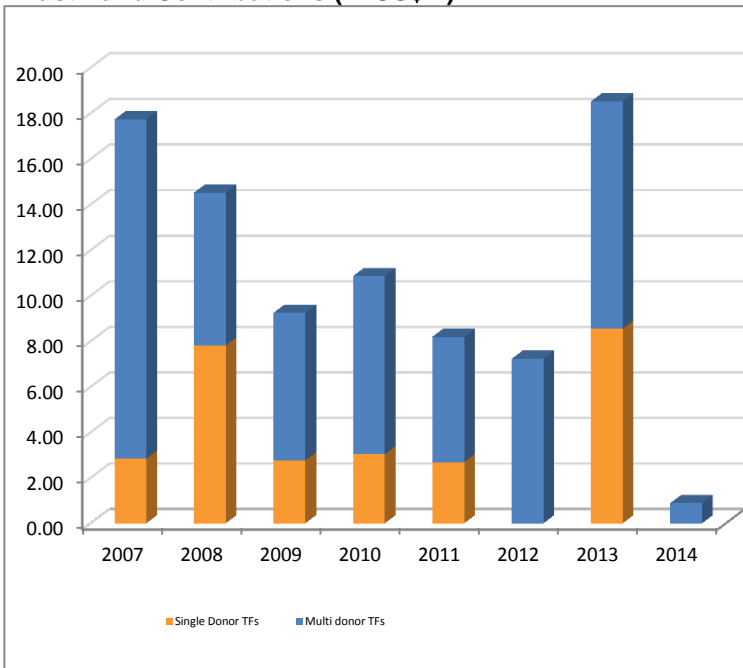
Contributions Paid-In, Top 10 Funds (in US\$M)



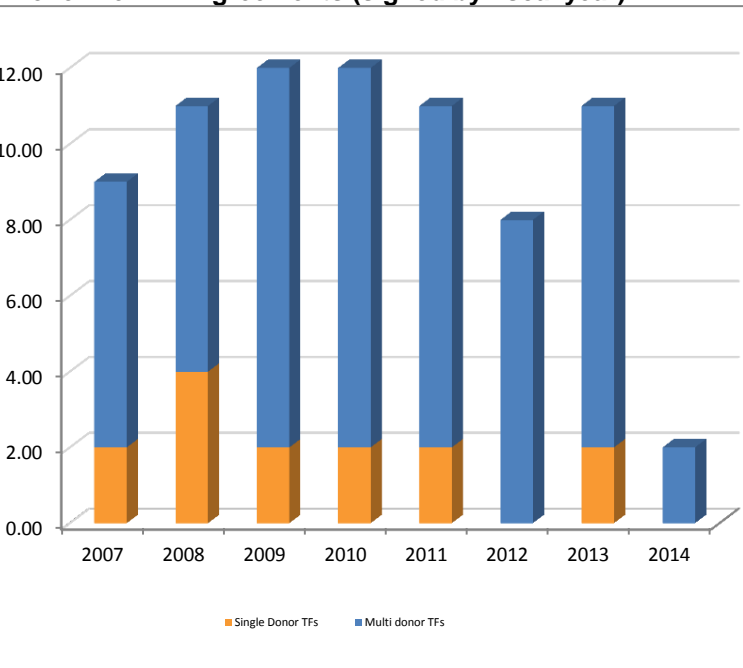
Contributions to FIFs (in US\$M)



Trust Fund Contributions (in US\$M)



No. of New TF Agreements (signed by fiscal year)



Contributions Paid-In to World Bank Funds by Fiscal Year in US\$M (Source: World Bank)

World Bank Funds	FY09	FY10	FY11	FY12	FY13	FY14
ARTF	2.27	0.00	1.11	0.97	0.67	0.48
GEF	1.51	1.77	1.54	1.49	1.48	1.51
GFATM	3.32	3.17	3.57	3.12	3.22	0.00
IFC	7.62	0.82	8.19	0.91	9.04	0.00
IDA	51.80	0.00	0.00	20.29	21.72	22.29
Transfers between Trust Funds	-0.02	0.00	0.00	0.00	0.00	0.00
Total	71.92	14.81	17.32	33.83	40.32	26.97